


National Institutional Ranking Framework
Ministry of Human Resource Development
Government of India



DCS Full Report ARTS

[Print](#)
Institute ID: IR17-COLL-2-20207

Institute Name: Vimla College

Status: Submitted **Edited:** Edited

Sanctioned (Approved) Intake

Academic Year	2015-16	2014-15	2013-14	2012-13	2011-12
UG [3 Years Program(s)]	734	710	660	---	---
PG [2 Years Program(s)]	200	163	---	---	---
Ph.D students enrolled	2	---	---	---	---

Total Actual Student Strength (Program(s) Offered by Your Institution)

(All programs of all years)	No. of Male Students	No. of Female Students	Total Students	Within State (Including male & female)	Outside State (Including male & female)	Outside Country (Including male & female)	Economically Backward (Including male & female)	Socially Challenged (SC+ST+OBC Including male & female)
UG	0	2099	2099	2081	18	0	106	780
PG	0	348	348	348	0	0	13	129
Ph.D	0	2	2	2	0	0	0	1

Placement & Higher Studies

UG [3 Years Program(s)]: Placement & higher studies for previous 3 years

Academic Year	No. of first year students admitted in the year	Academic Year	No. of students graduating in minimum stipulated time	No. of students placed through campus placement	Median salary of placed graduates (Amount in Rs.)	No. of students selected for Higher Studies
(2011-12)	666	(2013-14)	602	80	138000 (One lakh thirty eight thousand only)	197
(2012-13)	659	(2014-15)	601	180	204004 (Two lakh four thousand and four only)	223
(2013-14)	700	(2015-16)	612	137	155450 (One Lakh Fifty five thousand four hundred and fifty only)	218

PG [2 Years Program(s)]: Placement & higher studies for previous 3 years

Academic Year	No. of first year students admitted in the year	Academic Year	No. of students graduating in minimum stipulated time	No. of students placed through campus placement	Median salary of placed graduates (Amount in Rs.)	No. of students selected for Higher Studies
(2012-13)	143	(2013-14)	104	5	138000(One lakh thirty eight thousand only)	2
(2013-14)	134	(2014-15)	106	8	204004(Two lakh four thousand and four only)	2
(2014-15)	159	(2015-16)	117	6	155450(One Lakh Fifty five thousand four hundred and fifty only)	3

Entrepreneurship

No. of sustained spin-off companies set up over the previous 5 years (2011-2016)(Companies started by the Students/Alumni/Faculty in the institutions business incubators): 3

Top University Admission Data

No. of graduating students from your institution who were admitted into Top University/Institution to pursue higher studies in the year 2015-16:

No. of PG students admitted into your institutions from Top Institution in the year 2015-16:

No. of Ph.D students admitted into your institutions from Top Institution in the year 2015-16:







Total No. of PG & Ph.D students admitted:

Ph.D Student Details

No. of Ph.D students graduated (including Integrated Ph.D)

2015-16	2014-15	2013-14
0	0	0

Faculty Details

#	Name	Age	Designation	Gender	Qualification	Experience (In Months)
 1	ANILA JOSEPH	59	Associate Professor	Female	Ph.D	400
 2	ANJALI K	25	Other	Female	M.Sc.	2
 3	ANJALY JOSE	29	Assistant Professor	Female	NET	63
 4	ANJALY KISHORE	35	Assistant Professor	Female	Ph.D	127
 5	ANN MARIA JOSE	29	Assistant Professor	Female	NET	57
 6	ANN MARY THOMAS	32	Assistant Professor	Female	NET	69

+	7	ANNAMMA THACHIL	55	Associate Professor	Female	M. Phil	391
+	8	ANU PP	34	Assistant Professor	Female	NET	86
+	9	ASHA P RAO	51	Associate Professor	Female	Ph.D	238
+	10	BEENA JOSE	42	Assistant Professor	Female	Ph.D	175
+	11	BEENA T L	47	Assistant Professor	Female	NET	86
+	12	BENY PAUL E	30	Other	Female	M.COM	60
+	13	DHANYA JOHNSON	29	Assistant Professor	Female	NET	63
+	14	DHANYA SHANKAR	28	Assistant Professor	Female	NET	54
+	15	DIVYA C D	29	Assistant Professor	Female	NET	23
+	16	DIVYA O M	36	Assistant Professor	Female	NET	50
+	17	DIVYA P R	33	Assistant Professor	Female	Ph.D	81
+	18	FEEBA RANI JOHN	39	Assistant Professor	Female	Ph.D	126
+	19	GISHA ELIZABETH VARGHESE	45	Assistant Professor	Female	M. Phil	155
+	20	HEMALATHA V	36	Assistant Professor	Female	NET	129
+	21	HONEY SEBASTIAN	38	Assistant Professor	Female	Ph.D	150
+	22	J ANUJA	47	Assistant Professor	Female	M. Phil	213
+	23	JANCY K A	47	Assistant Professor	Female	Ph.D	99
+	24	JAYA CHERIAN	46	Associate Professor	Female	Ph.D	242
+	25	JILU VARGHESE	34	Assistant Professor	Female	NET	55
+	26	JINCY T P	35	Assistant Professor	Female	NET	85
+	27	JINS C G	26	Assistant Professor	Male	NET	41
+	28	JISMI MATHEW	29	Assistant Professor	Female	NET	23
+	29	JOVIA JOSE	32	Assistant Professor	Female	NET	63

+	30	JOYCEE O J	53	Associate Professor	Female	Ph.D	372
+	31	K L SWARNA	49	Associate Professor	Female	M. Phil	246
+	32	KARUNA M S	53	Associate Professor	Female	Ph.D	219
+	33	KEZIA KURUVILLA	55	Associate Professor	Female	Ph.D	297
+	34	KOCHURANI J THAYYIL	34	Other	Female	M.Sc.	74
+	35	KOCHUTHRESSIA M V	58	Associate Professor	Female	Ph.D	292
+	36	KRISHNAMAYI A	57	Associate Professor	Female	Ph.D	400
+	37	LAKSHMI C M	35	Assistant Professor	Female	NET	63
+	38	LAVEENA VARGHESE	27	Assistant Professor	Female	NET	58
+	39	LISA JOHN MUNDACKAL	34	Assistant Professor	Female	NET	106
+	40	LISSY JOHN IRIMPAN	59	Associate Professor	Female	Ph.D	349
+	41	LIZZY E A	59	Associate Professor	Female	Ph.D	401
+	42	LOVJI K N	31	Assistant Professor	Female	NET	71
+	43	LUCY PAUL	54	Associate Professor	Female	M. Phil	275
+	44	MABEL SUSAN	25	Other	Female	M. Phil	3
+	45	MALINI K A	45	Assistant Professor	Female	Ph.D	186
+	46	MALLIKA A NAIR	39	Assistant Professor	Female	NET	70
+	47	MANJU MADHAVAN	41	Assistant Professor	Female	Ph.D	110
+	48	MARIES V L	55	Dean / Principal / Director / Vice Chancellor	Female	Ph.D	324
+	49	MARIETTE A THERATTIL	54	Associate Professor	Female	Ph.D	315
+	50	MARKOSE K T	59	Associate Professor	Male	Ph.D	401
+	51	MARY ANTONY	57	Associate Professor	Female	Ph.D	397
+	52	MARY THOMAS K	39	Assistant Professor	Female	NET	146

+	53	MAYA DAVI CHALISSERY	26	Assistant Professor	Female	NET	23
+	54	MIMI MANI PANAKKAL	40	Assistant Professor	Female	Ph.D	145
+	55	MINI KRISHNA K	37	Assistant Professor	Female	Ph.D	122
+	56	MINIMOL K	51	Associate Professor	Female	Ph.D	238
+	57	MONY GEGEE	48	Assistant Professor	Female	NET	69
+	58	NANCY MATHEW	35	Assistant Professor	Female	Ph.D	136
+	59	NAYANA ANAND	30	Other	Female	NET	9
+	60	NIMMY KURIAKOSE	36	Assistant Professor	Female	Ph.D	26
+	61	NISHA FRANCIS ALAPATT	44	Assistant Professor	Female	Ph.D	129
+	62	NISHA FRANCIS O	40	Assistant Professor	Female	Ph.D	126
+	63	NISHA LEELA JOSE	39	Assistant Professor	Female	NET	131
+	64	PETRISIA JOSEPH	49	Assistant Professor	Female	Ph.D	186
+	65	PRATHIBHA P	29	Assistant Professor	Female	NET	55
+	66	PREEMA ROSE NICLAVOSE	35	Assistant Professor	Female	Ph.D	95
+	67	RITTY J NEDUMPARA	56	Associate Professor	Female	Ph.D	309
+	68	ROSE V J	50	Assistant Professor	Female	NET	255
+	69	ROSE V J	50	Assistant Professor	Female	NET	255
+	70	ROSE V V	57	Associate Professor	Female	Ph.D	379
+	71	SALINI K	37	Assistant Professor	Female	Ph.D	135
+	72	SANTHOSH P JOSE	42	Assistant Professor	Male	NET	45
+	73	SARANEENA T T	54	Associate Professor	Female	Ph.D	204
+	74	SAREENA ROSE	37	Assistant Professor	Female	NET	43
+	75	SHEEBA P	47	Assistant Professor	Female	Ph.D	217

+	76	SHEEBA THATTIL	53	Associate Professor	Female	M. Phil	163
+	77	SHEEJA T THARAKAN	41	Assistant Professor	Female	Ph.D	171
+	78	SHEEJI RAPHAEL	43	Assistant Professor	Female	NET	110
+	79	SHEELA V GEORGE	54	Associate Professor	Female	Ph.D	339
+	80	SHERLY M D	55	Associate Professor	Female	Ph.D	392
+	81	SHERLY SEBASTIAN	56	Associate Professor	Female	Ph.D	389
+	82	SHINJU V	40	Assistant Professor	Female	Ph.D	126
+	83	SINTO P ANTO	35	Assistant Professor	Female	NET	126
+	84	SITARA V ATTOKKARAN	39	Assistant Professor	Female	NET	150
+	85	SMITHA PS	37	Assistant Professor	Female	NET	162
+	86	SNEHA GOPEEKRISHNA	32	Assistant Professor	Female	Ph.D	110
+	87	SOJAN JOSEPH	28	Assistant Professor	Male	NET	29
+	88	TENCY VARGHESE P	44	Assistant Professor	Female	NET	126
+	89	TESEENA P EMMATTY	40	Assistant Professor	Female	NET	63
+	90	THERESA C J	34	Assistant Professor	Female	Ph.D	111
+	91	THOMAS RUBY MARIAMMA	37	Assistant Professor	Female	NET	126
+	92	THRESIAMMA N J	35	Assistant Professor	Female	NET	108
+	93	TREESA T PULIKKAL	33	Assistant Professor	Female	NET	103
+	94	VEENA GOPALAN E	38	Assistant Professor	Female	Ph.D	99
+	95	VIMALA M	45	Assistant Professor	Female	Ph.D	215

Financial Resources: Utilised Amount for the Capital & Operational expenditure for previous 3 years

Financial Year	2015-16	2014-15	2013-14
	Utilised Amount	Utilised Amount	Utilised Amount
Annual Capital Expenditure on Academic Activities and Resources (excluding expenditure on buildings)			
Library	275000 (two lakhs and seventy five thousand only)	160510 (one lakh sixty thousand five hundred and ten only)	334999 (three lakhs thirty four thousand nine hundred and ninety nine only)
New Equipment for Laboratories	2294630 (Twenty two lakh ninety four thousand six hundred and thirty only)	618268 (Six lakh eighteen thousand two hundred and sixty eight only)	1033370 (Ten lakh thirty three thousand three hundred and seventy only)
Engineering Workshops	0 (Zero)	0 (Zero)	0 (Zero)
Studios	0 (Zero)	0 (Zero)	0 (Zero)
Other suitably identified academic activities	11000 (Eleven thousand only)	10000 (Ten thousand only)	10000 (Ten thousand only)
Annual Operational Expenditure			
Salaries (Teaching and Non Teaching staff)	77986607 (Seven crore seventy nine lakh eighty six thousand six hundred and seven only)	87181392 (Eight crores seventy one lakh eighty one thousand three hundred and ninety two only)	92351472 (Nine crores twenty three lakh fifty one thousand four hundred and seventy two only)
Maintenance of Academic Infrastructure or consumables, other running expenditures, Seminars/Conferences/Workshops etc. (excluding maintenance of hostels and allied services)	4411225 (Forty four lakh eleven thousand two hundred and twenty five only)	1732521 (Seventeen lakh thirty two thousand five hundred and twenty one only)	2855013 (Twenty eight lakh fifty five thousand and thirteen only)

Women Diversity

No. of women members in senior administrative positions, such as Head of Departments, Dean or Institute Heads in previous academic year (2015-16): 19

IPR

Calendar Year	2015	2014	2013

No. of Patents Filed	0	0	0
No. of Patents Published	0	0	0
No. of Patents Granted	0	0	0
No. of Patents Licensed	0	0	0

Did your institution transferred atleast one technology in the previous three years?:

Financial Year	2015-16	2014-15	2013-14
Earning From Patents (Amount in Rupees)	0	0	0
Enter Amount in Words	zero	zero	zero

Sponsored Research Details

Financial Year	2015-16	2014-15	2013-14
Total no. of Sponsored Projects	13	10	9
Total no. of Funding Agencies	2	1	1
Total Amount Received (Amount in Rupees)	275967	1160000	1721300
Amount Received in Words	two lakh seventy five thousand nine hundred and sixty seven only	eleven lakh sixty thousand only	seventeen lakh twentyone thousand and three hundred only

Consultancy Project Details

Financial Year	2015-16	2014-15	2013-14

Total no. of Consultancy Projects	1	0	0
Total no. of Client Organizations	1	0	0
Total Amount Received (Amount in Rupees)	20000	0	0
Amount Received in Words	TWENTY THOUSAND ONLY	ZERO	ZERO

Executive Development Program

Financial Year	2015-16	2014-15	2013-14
Total no. of Executive Development Programs	1	0	0
Total no. of Participants	40	0	0
Total Annual Earnings (Amount in Rupees)	6000	0	0
Total Annual Earnings in Words	six thousand only	zero	zero

Facilities for PCS: Facilities of physically challenged students

1. Do your institution buildings have Lifts/Ramps?	Yes, in some of the buildings
2. Do your institution have provision for walking aids, including wheelchairs and transportation from one building to another for handicapped students?	Yes, in some of the buildings
3. Do your institution buildings have specially designed toilets for handicapped students?	Yes, in all the buildings

Upload Prescribed Formats

Srno	Format Name	Download
1	Consultancy Project Details (Parameter 2D)	Download uploaded format (/dcs17/Uploads/ConsultancyProjectDetails/IR17-COLL-2-

2	Entrepreneurship Details (Parameter 3A)	20207_ConsultancyProjectDetails_20161223072247.xlsx Download uploaded format (/dcs17/Uploads/EntrepreneurshipDetails/IR17-COLL-2-20207_EntrepreneurshipDetails_20161223072256.xlsx)
3	Executive Development Program Details (Parameter 2D)	Download uploaded format (/dcs17/Uploads/ExecutiveDevelopmentProgramDetails/IR17-COLL-2-20207_ExecutiveDevelopmentProgramDetails_20161223072323.xlsx)
4	Placement Data (Parameter 3A)	Download uploaded format (/dcs17/Uploads/PlacementData/IR17-COLL-2-20207_PlacementData_20161223072338.xls)
5	Higher Studies Data (Parameter 3A)	Download uploaded format (/dcs17/Uploads/HigherStudiesData/IR17-COLL-2-20207_HigherStudiesData_20161223072346.xlsx)
6	Sponsored Research Details (Parameter 2D)	Download uploaded format (/dcs17/Uploads/SponsoredResearchDetails/IR17-COLL-2-20207_SponsoredResearchDetails_20161223072358.xlsx)
7	Top University Details (Parameter 3D)	Download uploaded format (/dcs17/Uploads/TopUniversityDetails3D/IR17-COLL-2-20207_TopUniversityDetails3D_20161223072407.xlsx)
8	Top University Details (Parameter 5D)	Download uploaded format (/dcs17/Uploads/TopUniversityDetails5D/IR17-COLL-2-20207_TopUniversityDetails5D_20161223072414.xlsx)

Have you uploaded the all prescribed formats in your website/url/weblocation?:

<http://www.vimalacollege.edu.in> (<http://www.vimalacollege.edu.in>)

